




“Learning the Hail Mary” Activities for Kids

Instructions: Print 2-sided on cardstock and have the kids colors in the images and cut out the cards. Introduce the phrases with notes on the back and pray together!

Optional activities: Have children put the prayer cards in order; punch holes in the card and put on a book ring to keep them together; print one-sided and use as a matching game.



DIOCESE OF DES MOINES



With support from:
St. Joseph
Evangelization Center

Find this and other
resources to share at
dmdiocese.org/living-lent



Mary is always open to God's presence. He's with her.

Mary's heart is full of God

"Hail" is an old fashioned greeting, like saying hello!

And the baby in her tummy was Jesus!

Kind of a poetic way of saying the baby in her tummy is special.

From all other women, Mary is special, because of her love for God and because God chose her to be Jesus' mom.

We want Mary to pray for us our whole lives, and help us get to heaven with Jesus eventually.




Since Mary is especially close to God, she can ask him to help us. "Sinners" are people who sometimes do things they shouldn't (all of us).

"Holy" means dedicated to God in a special way. Jesus is God. So Mary is "Mother of God."



"Learning the Hail Mary" Matching Game

Instructions: For this matching game, print one-sided and have the children match the picture to the line in the prayer. This is especially helpful for memorizing!



the Lord is with thee

full of grace

Hail Mary

Jesus!

**and blessed is the fruit
of thy womb**

**blessed art thou among
women**

**now and at the hour of
our death.**

pray for us sinners

**Holy Mary,
Mother of God**